

















Calendar Year Returns

Fund Name	YTD	1-Year	3-Year Annualised
Amundi IS Amundi MSCI USA SRI IG C	9.02%	34.76%	
Amundi IS S&P 500 ESG IG-C	10.90%	32.19%	17.70%
BBH Lux Core Select Ri GBP	8.86%	28.27%	15.07%
Fidelity S&P 500 Index GBP P Acc H	11.62%	44.05%	15.18%
GlobalAccess US Equity M Acc GBP Hdg	12.78%	45.78%	14.79%
JPM US Select A Net Acc	10.50%	32.53%	19.48%
MGTS AFH DA North American Eq I GBP Acc	11.57%	32.05%	14.10%
Primo Miller Opportunity X GBP Acc	19.13%	100.04%	25.91%
SLMT American Eq Uncons Inst S Acc	11.34%	24.61%	15.42%
Smead US Value UCITS I GBP Acc	21.74%	45.24%	15.30%

Risk Profile

Fund Name	Liquidity Risk	Credit Risk	Market Risk	Interest Rate Risk	RI Score
Amundi IS Amundi MSCI USA SRI IG C					★★★★★
Amundi IS S&P 500 ESG IG-C					★★★★★
BBH Lux Core Select Ri GBP					★★★★★
Fidelity S&P 500 Index GBP P Acc H					★★★★★
GlobalAccess US Equity M Acc GBP Hdg					★★★★★
JPM US Select A Net Acc					★★★★★
MGTS AFH DA North American Eq I GBP Acc					★★★★★
Primo Miller Opportunity X GBP Acc					★★★★★
SLMT American Eq Uncons Inst S Acc					★★★★★
Smead US Value UCITS I GBP Acc					★★★★★